



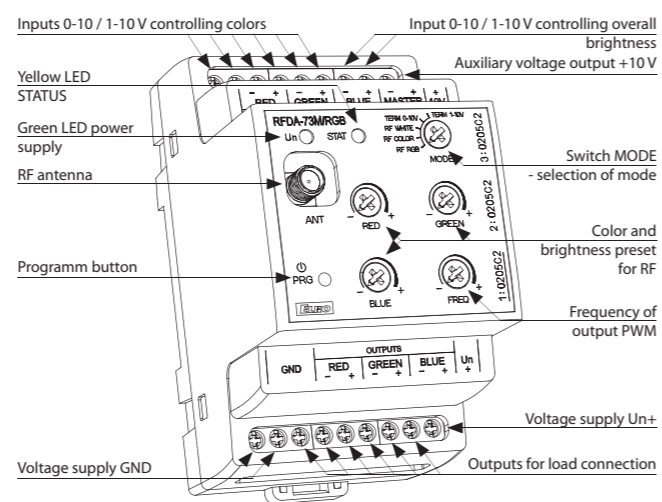
EXTERNAL ANTENNA AN-E

Technical parameters		RFDA-73M/RGB
Supply terminals:		Un+, GND
Supply voltage:		12-24 V DC stabilized
Maximum power without load:		0.8 W
Output		
Dimmed load:		LED strip 12 V, 24 V with common anode RGB LED strips 12 V, 24 V with common anode
Number of channels:		3
Rated current:		3x5 A
Peak current:		3x10 A
Switching voltage:		Un
Control		
RF command from the transmitter:		866 MHz, 868 MHz, 916 MHz
Ext. signal:		0-10 V, 1-10 V
Range in open space:		up to 160 m
Load capacity of output +10V:		10 mA
Output for antenna:		SMA connector*
Other data		
Operating temperature:		-20 up to +50 °C
Storage temperature:		-30 up to +70 °C
Working position:		any
Mounting:		DIN rail EN 60715
Protection:		IP 20 from front panel
Contamination degree:		2
Cross-section of connecting wires (mm ²):		max. 1x 2.5, max. 2x 1.5 / with a hollow max. 1x 2.5
Dimensions:		90 x 52 x 65 mm
Weight:		130 g
Related standards:		EN 60730-1; EN 60730-2-11

* Max Tightening Torque for antenna connector is 0.56 Nm.

- The dimmer for LED strips is used for independent control of 3 single-color LED strips or one RGB LED strip.
- The expanded selection of control modes enables it to be combined with:
 - Detectors, Controllers and System units iNELS RF Control
 - control signal 0(1)-10 V
 - connecting to iNELS BUS using DAC converters.
- The unit's three-module design with switchboard mounting enables connection of dimmed load 3x 5 A, which represents:
 - single-color LED strip 7.2 W (ELKO Lighting) – 3x 8 m
 - RGB LED strip 14.2 W (ELKO Lighting) – 10 m.
- 6 light functions - smooth increase or decrease with time setting 2 s-30 min.
- When switched off, the set level is stored in the memory, and when switched back on, it returns to the most recently set value.
- The dimmer may be controlled by up to 25 channels (1 channel represents 1 button on the controller).
- The power supply of the unit is in the range of 12-24 V DC, and is indicated by a green LED.
- The package includes an internal antenna AN-I, in case of locating the unit in a metal switchboard, you can use the external antenna AN-E for better signal reception.
- Memory status can be pre-set in the event of a power failure.
- For components it is possible to set the repeater function via the RFAF / USB service device.
- Range up to 160 m (in open space), if the signal is insufficient between the controller and unit, use the signal repeater RFRP-20 or protocol component RFIO² that support this feature.
- Communication frequency with bidirectional protocol iNELS RF Control² (RFIO²).

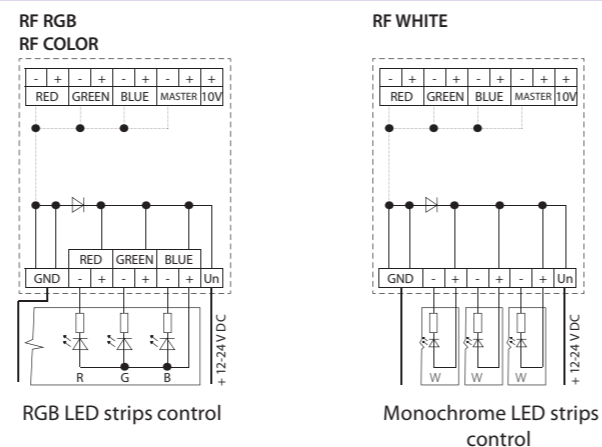
Device description



Function

For more information see p. 65.

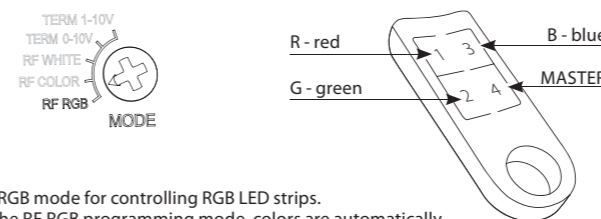
Output variations



Control modes

RF RGB

Switch settings in MODE:

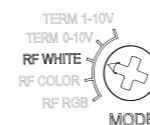


RF RGB mode for controlling RGB LED strips. In the RF RGB programming mode, colors are automatically assigned to individual transmitter buttons.

Note: The mode can be controlled by RF Touch, RF Pilot, RFWB-40/G, RF KEY, RFIM-40B, eLAN-RF-003 and eLAN-RF-Wi-003.

RF WHITE

Switch settings in MODE:

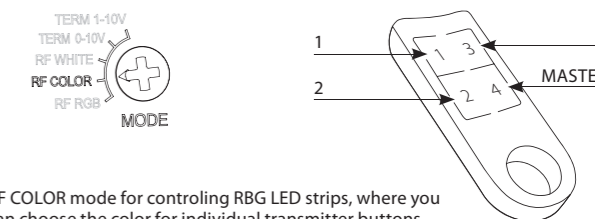


This works in a mode where it acts like three independent dimmers for 12-24 V. Each channel can be programmed independently of one another and has its own address.

Note: The mode can be controlled by RF Touch, RF Pilot, RFWB-20/G, RFWB-40/G, RF KEY, RFIM-20B, RFIM-40B, eLAN-RF-003 and eLAN-RF-Wi-003.

RF COLOR

Switch settings in MODE:



RF COLOR mode for controlling RGB LED strips, where you can choose the color for individual transmitter buttons. A long press of the button starts the color search mode. After releasing the button, the current color is set for the given button.

Note: The mode can be controlled by RF Touch, RF Pilot, RFWB-40/G, RF KEY RFIM-40B, eLAN-RF-003 and eLAN-RF-Wi-003.

TERM 0-10 V and TERM 1-10 V

Switch settings in MODE:



Modes TERM 0-10 V and TERM 1-10 V. Inputs 0-10 V and 1-10 V used to control one RGB LED strip or three independent single-color LED strips (see modes above) from the iNELS BUS System. For controlling, you can use the application IMM on the TV screen or the application iHC for smartphones and tablets.

Control options

